

ZAXIS Empower your Vision.

The new ZX70 has evolved with a number of improvements including engine torque, durability and maintainability to earn more production and profits. It is rugged and sturdy for operation under tough environment, reducing downtime. Maintenance is also simplified to increase uptime. The new ZX70 empowers your visions and dreams, shaping your future.

Key Benefits for Low Running Costs

- High Quality
- Low Fuel Consumption
- High Durability



Shown equipped with an optional 4-side reinforced arm and pre-cleaner.



More Production with Less Fuel

Page 4-5

- 7% less fuel consumption
- 22% more engine torque
- Improved heat balance
- Low-effort pilot lever

Operator Comfort

Page 6

- Comfortable operating environment
- Full-auto air conditioner (Standard)
- CRES cab

Highest Criteria of Sturdiness and Durability

Page 7

- WC thermal spraying at arm-bucket joint
- Reinforced bucket (Optional)
- 4-side reinforced arm (Optional)
- Track frame undercover (Optional)

Hitachi Heritage of High Maintainability

Page 8

- Fuel double-filters (Standard)
- Dust-proof indoor net
- Easy-to-clean big fuel tank
- Battery disconnect switch (Optional)

Hitachi Support Chain

Page 9

- Parts and service

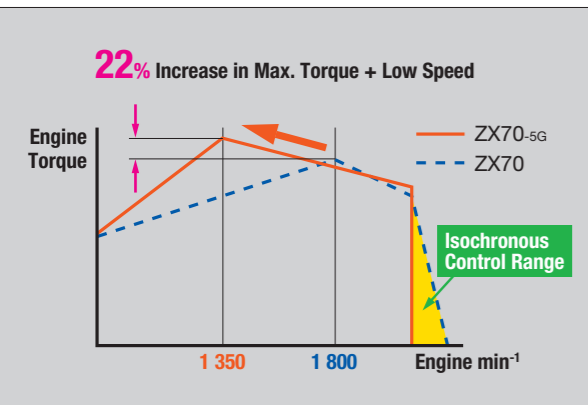


Note: The pictured ZX70 is equipped with an optional blade.

More Production with Less Fuel. Meeting Two Competing Needs



New electronically-controlled engine



Engine torque vs. engine min⁻¹



Covers with higher cooling efficiency

7% Down Fuel Consumption*

Hitachi fuel-saving technology is more evolved than ever. The electronically controlled engine can curb fuel consumption behind the electronic governor, clutch fan, and isochronous control, which is one of fuel-saving technologies that can automatically control engine rpm through the electronic governor. This can suppress wasteful engine speed increase when big output is not needed, leading to less fuel consumption.

*Hitachi measurements in P mode under standard digging test conditions

22% Up Engine Torque

The new engine is designed to increase its maximum torque to keep running without speed drop at high altitudes with thin air and in hot summer season. At its maximum torque, the speed is kept low to ensure stable performance even under heavy loads.

Improved Heat Balance

Even at high temperatures in summer or in continuous long hours operation, the ZX70 can lessen overheating, as cooling efficiency increases: heat balance is up 4% in engine coolant, and up 12% in hydraulic oil, compared to the conventional.

Low-Effort Pilot Lever

The new fingertip-control pilot lever reduces operator fatigue in long hours operation. This pilot lever resembles the one proven on the ZX200 in the larger class.



Shown equipped with an optional 4-side reinforced arm and pre-cleaner.

Enhanced Operator Comfort with Refined Controls and Cab Interior

Highest Criteria of Sturdiness and Durability Gives Higher Productivity



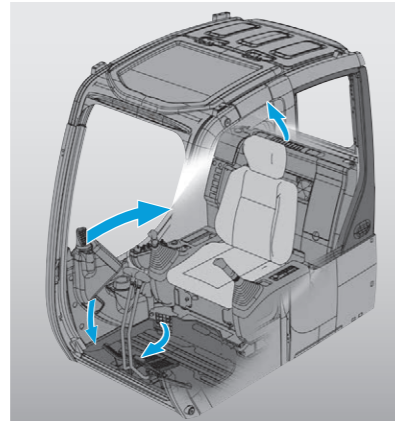
Monitor panel

Switch panel

Comfortable Operating Environment

The cab is improved to enhance operator comfort and controllability. The monitor panel is positioned for easy reading from the operator. Twin analog meters are easy to read operating status. The simple-to-control switch panel is within easy reach. The comfortable vinyl-made operator seat is provided with a headrest and armrests, and is precisely adjustable to operator's build. It can be reclined and slid for pleasant positioning.

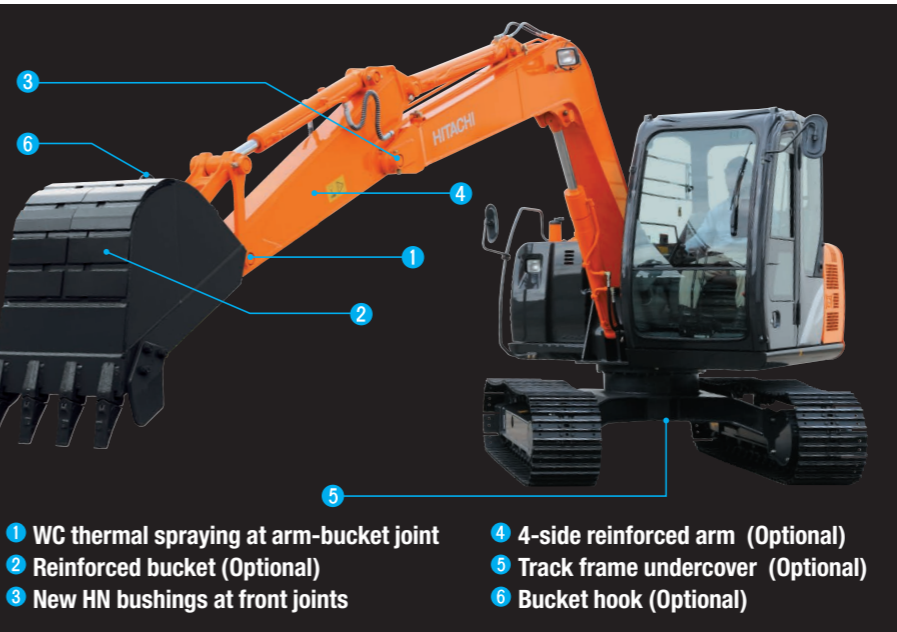
Monitor panel indicators are shown lit for demonstration. Auto Idle and indicators disable.



Full-auto air conditioner air outlets

Full-Auto Air Conditioner (Standard)

The full-auto air conditioner can keep preset in-cab temperatures by blowing fresh air. Air flow and outlets are adjusted automatically. Bi-level air flow makes it possible to warm leg space and cool head space simultaneously.



- 1 WC thermal spraying at arm-bucket joint
- 2 Reinforced bucket (Optional)
- 3 New HN bushings at front joints
- 4 4-side reinforced arm (Optional)
- 5 Track frame undercover (Optional)
- 6 Bucket hook (Optional)



WC thermal spraying

New HN bushing

Bucket with reinforced hook (Optional)

4-side reinforced arm (Optional)

WC Thermal Spraying at Arm-Bucket Joint

WC (Tungsten-Carbide) thermal spraying is applied on surfaces of the arm-bucket joint to form hardening layers to reduce wear and jerking significantly.

Reinforced Bucket (Optional)

The flat bottom type bucket protects its welds with wear plate. The 0.28 m³ reinforced bucket is provided optional with reinforcing plates at its bottom.

4-Side Reinforced Arm (Optional)

The arm top is strengthened with reinforcing plates on its four sides to withstand high loads.

Track Frame Undercover (Optional)

The track frame bottom is protected with a full-length undercover against obstacles.

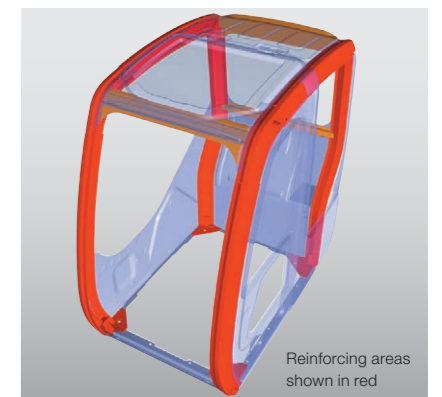
Neutral engine start system

The pilot control shut-off lever is provided with a neutral engine start system that permits engine starting only when the pilot control shut-off lever is in Lock position.

CRES* Cab

The CRES cab is reinforced with high-rigidity steel tubes at corners to significantly increase strength and rigidity for higher safety.

*CRES: Corner Reinforced Structure



CRES Cab




Wider view of machine footing (right)

Drink holder

Hot & cool box

One-touch front window lock



Pilot control shut-off lever

Emergency evacuation hammer

Large overhead window

Emergency engine stop switch

Right cab guard

Hitachi Heritage of High Maintainability to Reduce Downtime

Fuel Double-Filters (Standard)

Fuel double-filters are utilized in a fuel line from fuel tank to engine to avoid plugging. Also, a solenoid fuel pump is provided standard to release air if water is mixed in fuel or fuel runs out.

Dust-Proof Indoor Net

The radiator is provided with a detachable dust protective net at its front to avoid dust entry. The net is made of three-split type for easy, quick servicing. An air nozzle port at the radiator top facilitates cleaning.

Easy-to-Clean Big Fuel Tank

The fuel tank has the ample capacity of 135 liters. Its inlet is sealed with a keyed cap for water proof type. At the bottom of the fuel tank a drain cock, which serves to easily discharge contaminants inside, and a bolted cleaning port for easy opening and cleaning.

Battery Disconnect Switch (Optional)

This battery disconnect switch is provided to avoid battery discharging and protect harnesses when the machine is not in use in winter or in long-term storage.




Shown equipped with an optional pre-cleaner.



Dust-proof indoor net

Large fuel tank

Drain cock & cleaning port



Grouped remote filters and inspection points

Air nozzle port for cleaning

Battery disconnect switch (Optional)

Hitachi Support Chain

Hitachi Support Chain is a full customer support system offered after buying a Hitachi machine.

Parts and Service

Hitachi full customer support is available every area on the globe for full customer satisfaction through Hitachi local dealers.

Parts

Hitachi Global Online Network, a parts supply system, is linked with Japan Parts Center, overseas depots and over 150 dealers abroad to deliver on-line parts information, including in-stock parts, order receptions, shipments and delivery period of over one million parts and components.

Genuine Hitachi Parts

Genuine Hitachi parts, meeting Hitachi stringent quality standards, are guaranteed according to Hitachi warranty standards. The use of genuine Hitachi parts, including engine, fuel, hydraulic oil and filters, may slash running costs, and extend machine life.

Ground Engaging Tools (GETs)

Hitachi provides an array of Hitachi Ground Engaging Tools developed and built for a variety of applications. Using high-quality, well-maintained GETs will help you get customers' trust.

Note: Some dealers do not handle Hitachi GETs.

Remanufactured Components

Hitachi components are remanufactured according to the stringent remanufacturing standards at four factories around the world. They have high quality equivalent to new ones, and backed up by Hitachi warranty system.

Note: Some dealers do not handle Hitachi Remanufactured Components.

Service

Extended Warranty — HELP

Hitachi Standard Warranty System is available on all new Hitachi machines. In addition, Hitachi offers Hitachi Extended Life Programs (HELPS) to suit customer expectations – protecting machines under tough operating conditions, avoiding unexpected downtime, and reducing repair costs.

Note: Warranty conditions vary by equipment.

Diagnostic Tools — Maintenance Pro

Electronic control system needs quick on-site solutions, apart from mechanical repairs. Hitachi's Maintenance Pro can diagnose machine failures in a short time by plugging a PC into a failed machine.

Technical Training

On-site servicing matters despite locations to keep the machine at peak performance and reduce downtime. Technical Training Center (TTC), located in Japan, educates and trains service technicians and service support personnel coming from Hitachi dealers and factories on the globe according to the international training programs.



SPECIFICATIONS

ENGINE

Model	Yanmar 4TNV98-AVHBW (CHN Stage II)
Type	4-cycle water-cooled, direct injection
No. of cylinders	4
Rated power	
ISO 9249, net.....	42.4 kW (56.9 HP) at 2 100 min ⁻¹ (rpm)
SAE J1349, net	42.4 kW (56.9 HP) at 2 100 min ⁻¹ (rpm)
Maximum torque	236 Nm (24.1 kgfm) at 1 350 min ⁻¹ (rpm)
Piston displacement ..	3.318 L
Bore and stroke	98 mm x 110 mm
Batteries	2 x 12 V / 52 Ah

HYDRAULIC SYSTEM

Hydraulic Pumps

Main pumps	3 variable displacement axial piston pumps
Maximum oil flow ..	2 x 63 L/min
	1 x 52.5 L/min
Pilot pump	1 gear pump
Maximum oil flow ..	21 L/min

Hydraulic Motors

Travel	2 variable displacement axial piston motors
Swing	1 axial piston motor

Relief Valve Settings

Implement circuit	26.0 MPa (265 kgf/cm ²)
Swing circuit	22.6 MPa (230 kgf/cm ²)
Travel circuit	31.4 MPa (325 kgf/cm ²)
Pilot circuit	3.9 MPa (40 kgf/cm ²)

Hydraulic Cylinders

	Quantity	Bore	Rod diameter
Boom	1	115 mm	65 mm
Arm	1	95 mm	60 mm
Bucket	1	85 mm	55 mm
Blade (Optional)	1	120 mm	70 mm

UPPERSTRUCTURE

Revolving Frame

D-section frame skirt for resistance to deformation.

Swing Device

Axial piston motor with planetary reduction gear is bathed in oil. Swing circle is single-row. Swing parking brake is spring-set/hydraulic-released disc type.

Swing speed	10.7 min ⁻¹ (rpm)
Swing torque	12.9 kNm (1 320 kgfm)

Operator's Cab

Independent spacious cab, 1 005 mm wide by 1 675 mm high, conforming to ISO* Standards.

* International Organization for Standardization

UNDERCARRIAGE

Tracks

Heat-treated connecting pins with dirt seals. Hydraulic (grease) track adjusters with shock-absorbing recoil springs.

Numbers of Rollers and Shoes on Each Side

Upper roller	1
Lower rollers	5
Track shoes	38 : ZX70-5G
	40 : ZX70LC-5G

Travel Device

Each track driven by 2-speed axial piston motor. Parking brake is spring-set/hydraulic-released disc type. Automatic transmission system: High-Low.

Travel speeds	High : 0 to 5.0 km/h
	Low : 0 to 3.4 km/h

Maximum traction force .. 47.8 kN (4 870 kgf)

Gradeability

SERVICE REFILL CAPACITIES

Fuel tank	135.0 L
Engine coolant	8.0 L
Engine oil	11.6 L
Travel device (each side)	2.5 L
Hydraulic system	100.0 L
Hydraulic oil tank	60.0 L

WEIGHTS AND GROUND PRESSURE

Operating weight and Ground pressure

Shoe type	Shoe width	ZX70-5G				ZX70LC-5G			
		Arm 1.62 m		Arm 2.12 m		Arm 1.62 m		Arm 2.12 m	
		mm	kg	kPa(kgf/cm ²)	kg	kPa(kgf/cm ²)	kg	kPa(kgf/cm ²)	kg
Triple grouser	450	6 650	31 (0.31)	6 690	31 (0.32)	6 710	29 (0.30)	6 750	29 (0.30)
	600	6 810	24 (0.24)	6 850	24 (0.24)	6 880	22 (0.23)	6 920	23 (0.23)
Pad	450	6 690	31 (0.32)	6 730	31 (0.32)	6 750	29 (0.29)	6 790	29 (0.30)
Triangular	500	6 830	28 (0.28)	6 870	29 (0.29)	6 900	27 (0.27)	6 940	27 (0.28)
	700	6 950	21 (0.21)	6 990	21 (0.21)	7 020	20 (0.20)	7 060	20 (0.20)
Flat	450	6 810	31 (0.32)	6 850	32 (0.32)	6 880	30 (0.30)	6 920	30 (0.31)

Including bucket 0.28 m³ (ISO heaped) weight (211 kg) and counterweight (800 kg).

BUCKET AND ARM DIGGING FORCES

Arm length	1.62 m	2.12 m
Bucket digging force ISO	55.0 kN (5 600 kgf)	55.0 kN (5 600 kgf)
Bucket digging force SAE : PCSA	47.0 kN (4 800 kgf)	47.0 kN (4 800 kgf)
Arm crowd force ISO	38.0 kN (3 900 kgf)	32.0 kN (3 300 kgf)
Arm crowd force SAE : PCSA	36.0 kN (3 700 kgf)	31.0 kN (3 200 kgf)

BACKHOE ATTACHMENTS

Boom and arms are of welded, box-section design.

Bucket is of welded steel structure. Bucket clearance adjust mechanism provided on the bucket joint bracket.

Buckets

Data in () are for ZX70LC-5G.

Capacity	Width		No. of teeth	Weight	Recommendation	
	Without side cutters	With side cutters			Arm 1.62 m	Arm 2.12 m
0.13 m ³	360 mm	450 mm	3	141 kg	⊙	⊙
0.17 m ³	450 mm	540 mm	3	168 kg	⊙	⊙
0.19 m ³	500 mm	590 mm	3	175 kg	⊙	⊙
0.23 m ³	560 mm	650 mm	3	186 kg	⊙	⊙
0.28 m ³	660 mm	750mm	4	211 kg	⊙	○ (⊙)
0.33 m ³	770 mm	860mm	5	230 kg	○ (⊙)	—
*1 0.28 m ³	660 mm	750mm	4	256 kg	⊙	*2 ○
Slope-finishing blade; With 750 mm, Length 1 500 mm				250 kg	◇	◇

*1 Reinforced bucket

*2 With 600 mm / 700 mm shoes only

⊙ Suitable for materials with density of 2 000 kg/m³ or less

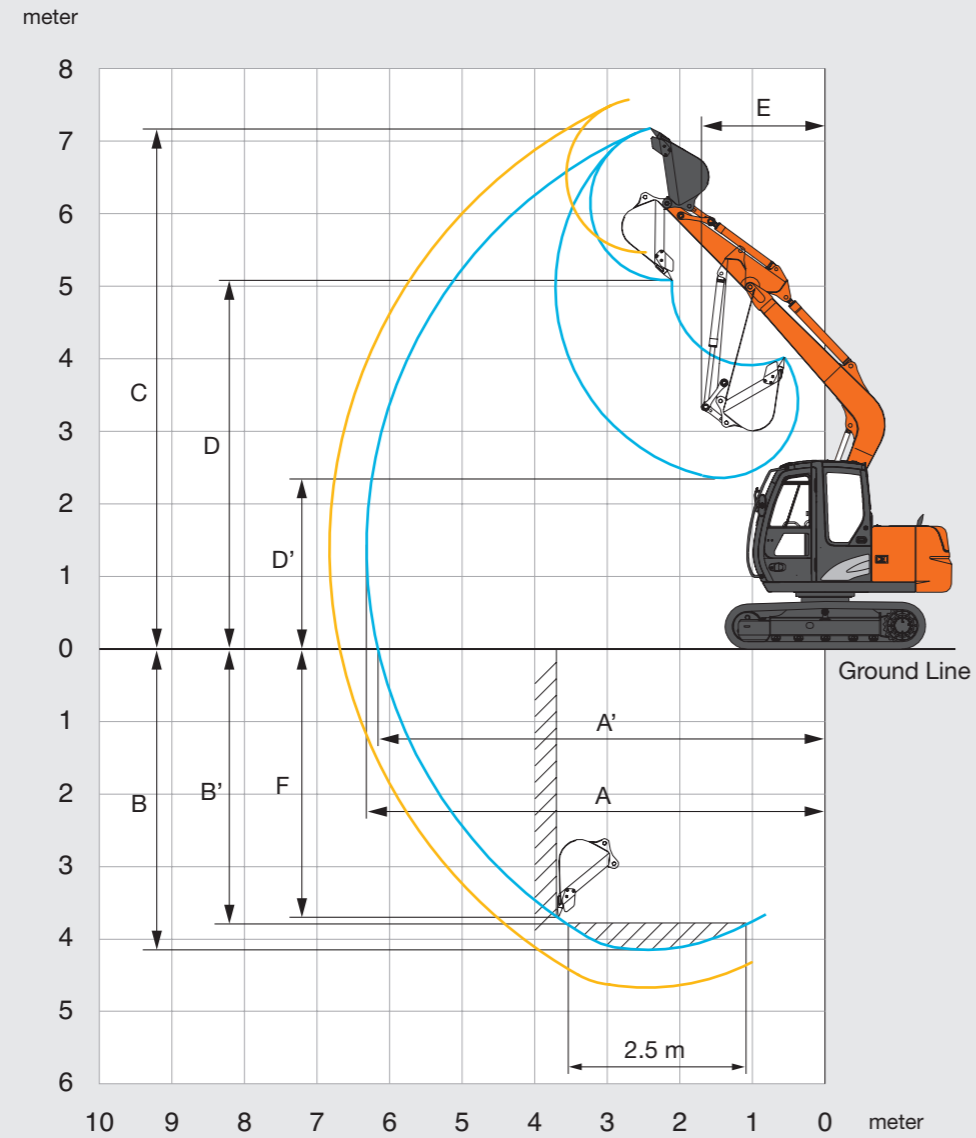
○ Suitable for materials with density of 1 600 kg/m³ or less

◇ Slope-finishing service

— Not applicable

SPECIFICATIONS

WORKING RANGES

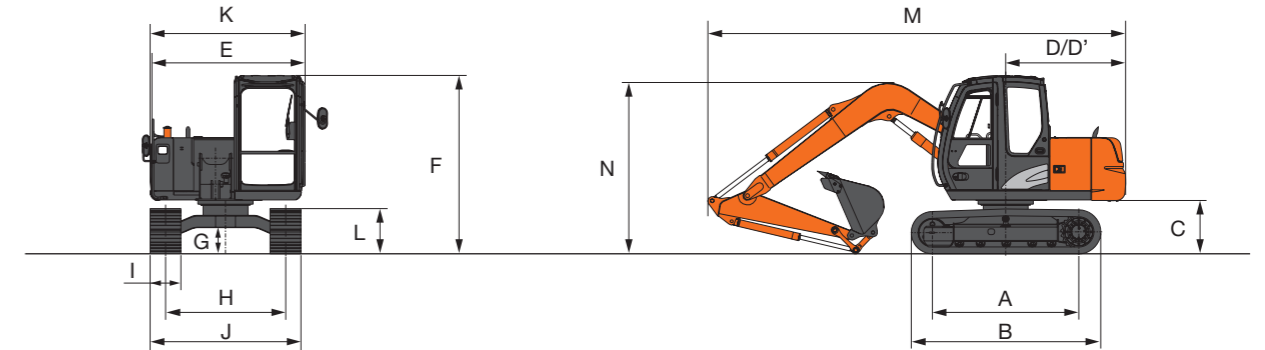


Unit: mm

Arm length	1.62 m	2.12 m
A Max. digging reach	6 320	6 810
A' Max. digging reach (on ground)	6 170	6 670
*B Max. digging depth	4 170	4 670
*B' Max. digging depth for 2.5 m level	3 800	4 370
*C Max. cutting height	7 150	7 550
*D Max. dumping height	5 060	5 450
*D' Min. dumping height	2 340	1 920
E Min. swing radius	1 720	2 080
F Max. vertical wall digging depth	3 730	4 280

*Excluding track shoe lug

DIMENSIONS

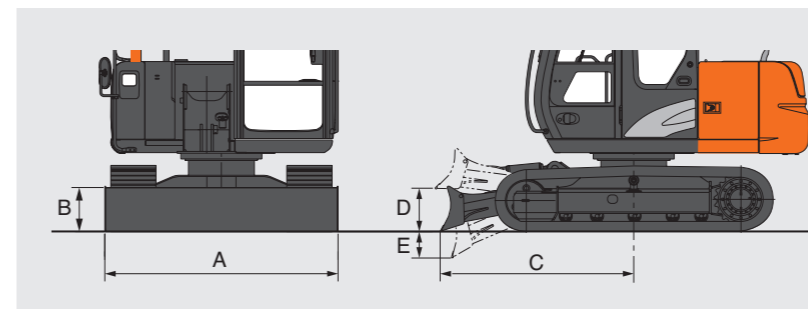


Unit: mm

	ZX70-5G		ZX70LC-5G	
	Arm 1.62 m	Arm 2.12 m	Arm 1.62 m	Arm 2.12 m
A Distance between tumbler	2 140	2 140	2 290	2 290
B Undercarriage length	2 765	2 765	2 920	2 920
*C Counterweight clearance	760	760	760	760
D Rear-end swing radius	1 750	1 750	1 750	1 750
D' Rear-end length	1 750	1 750	1 750	1 750
E Overall width of upperstructure	2 260	2 260	2 260	2 260
F Overall height of cab	2 600	2 600	2 600	2 600
*G Min. ground clearance	360	360	360	360
H Track gauge	1 750	1 750	1 870	1 870
I Track shoe width	G 450	G 450	G 450	G 450
J Undercarriage width	2 200	2 200	2 320	2 320
K Overall width	2 260	2 260	2 320	2 320
*L Track height with triple grouser shoes	655	655	655	655
M Overall length	6 080	6 120	6 080	6 120
N Overall height of boom	2 550	2 880	2 550	2 880

* Excluding track shoe lug G: Triple grouser shoe

BLADE (Optional)



Equipped with triple grouser shoe 450 mm

A Overall width of blade	2 320 mm
B Overall height of blade	435 mm
C Blade distance	1 910 mm
*D Max. raising height above ground	400 mm
*E Max. lowering depth from ground	280 mm

*Excluding track shoe lug

Shoe type	Shoe width	ZX70-5G		ZX70LC-5G	
		Operating weight	Ground pressure	Operating weight	Ground pressure
Triple grouser	450 mm	7 200 kg	33 kPa (0.34 kgf/cm ²)	7 260 kg	32 kPa (0.32 kgf/cm ²)

Including bucket 0.28 m³ (ISO heaped) weight (211 kg), arm 1.62 m and counterweight (800 kg).

LIFTING CAPACITIES (Without Bucket)

Notes: 1. Ratings are based on ISO 10567.

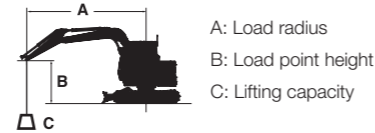
2. Lifting capacity does not exceed 75% of tipping load with the machine on firm, level ground or 87% full hydraulic capacity.

3. The load point is the center-line of the bucket pivot mounting pin on the arm.

4. *Indicates load limited by hydraulic capacity.

5. 0 m = Ground.

For lifting capacities, subtract bucket and quick hitch weight from lifting capacities without bucket.



ZX70-5G Rating over-front Rating over-side or 360 degrees Unit : kg

Conditions	Load point height m	Load radius						At max. reach		
		1.5 m		3.0 m		4.5 m		meter		
Boom 3.72 m Arm 1.62 m Counterweight 800 kg Grouser shoe 450 mm	4.5			*1 620	*1 620			*1 560	1 540	4.20
	3.0			*2 180	*2 180	1 650	1 360	1 400	1 150	5.00
	1.5			2 900	2 310	1 580	1 290	1 260	1 030	5.30
	0 (Ground)			2 770	2 190	1 530	1 240	1 300	1 060	5.10
	-1.5	*4 420	*4 420	2 770	2 180			1 580	1 280	4.40

ZX70-5G, Blade above Ground Rating over-front Rating over-side or 360 degrees Unit : kg

Conditions	Load point height m	Load radius						At max. reach		
		1.5 m		3.0 m		4.5 m		meter		
Boom 3.72 m Arm 1.62 m Counterweight 800 kg Grouser shoe 450 mm	4.5			*1 620	*1 620			*1 560	*1 560	4.20
	3.0			*2 180	*2 180	1 580	1 420	1 340	1 200	5.00
	1.5			2 780	2 420	1 510	1 360	1 200	1 080	5.30
	0 (Ground)			2 650	2 300	1 460	1 300	1 240	1 110	5.10
	-1.5	*4 420	*4 420	2 650	2 290			1 510	1 350	4.40

ZX70-5G Rating over-front Rating over-side or 360 degrees Unit : kg

Conditions	Load point height m	Load radius						At max. reach		
		1.5 m		3.0 m		4.5 m		meter		
Boom 3.72 m Arm 2.12 m Counterweight 800 kg Grouser shoe 450 mm	4.5					*1 490	1 420	*1 320	1 270	4.80
	3.0			*1 820	*1 820	*1 620	1 390	1 220	1 000	5.50
	1.5			*2 790	2 370	1 600	1 310	1 110	910	5.80
	0 (Ground)			*2 790	2 200	1 530	1 240	1 130	920	5.60
	-1.5	*3 550	*3 550	2 740	2 160	1 510	1 220	1 320	1 080	5.00
	-3.0	*4 990	*4 990	*2 790	2 220			2 060	1 660	3.70

ZX70-5G, Blade above Ground Rating over-front Rating over-side or 360 degrees Unit : kg

Conditions	Load point height m	Load radius						At max. reach		
		1.5 m		3.0 m		4.5 m		meter		
Boom 3.72 m Arm 2.12 m Counterweight 800 kg Grouser shoe 450 mm	4.5					*1 490	1 490	*1 320	*1 320	4.80
	3.0			*1 820	*1 820	1 620	1 450	1 160	1 050	5.50
	1.5			*2 790	2 480	1 530	1 370	1 060	960	5.80
	0 (Ground)			2 670	2 310	1 460	1 310	1 080	970	5.60
	-1.5	*3 550	*3 550	2 620	2 270	1 440	1 280	1 260	1 130	5.00
	-3.0	*4 990	*4 990	2 690	2 330			1 970	1 740	3.70

ZX70-5G, Blade on Ground Rating over-front Rating over-side or 360 degrees Unit : kg

Conditions	Load point height m	Load radius						At max. reach		
		1.5 m		3.0 m		4.5 m		meter		
Boom 3.72 m Arm 1.62 m Counterweight 800 kg Grouser shoe 450 mm	4.5			*1 620	*1 620			*1 560	*1 560	4.20
	3.0			*2 180	*2 180	*1 820	1 420	*1 490	1 200	5.00
	1.5			*3 090	2 420	*2 090	1 360	*1 580	1 080	5.30
	0 (Ground)			*3 520	2 300	*2 300	1 300	*1 860	1 110	5.10
	-1.5	*4 420	*4 420	*3 350	2 290			*2 190	1 350	4.40

ZX70-5G, Blade on Ground Rating over-front Rating over-side or 360 degrees Unit : kg

Conditions	Load point height m	Load radius						At max. reach		
		1.5 m		3.0 m		4.5 m		meter		
Boom 3.72 m Arm 2.12 m Counterweight 800 kg Grouser shoe 450 mm	4.5					*1 490	1 490	*1 320	*1 320	4.80
	3.0			*1 820	*1 820	*1 620	1 450	*1 270	1 050	5.50
	1.5			*2 790	2 480	*1 950	1 370	*1 330	960	5.80
	0 (Ground)			*3 420	2 310	*2 230	1 310	*1 510	970	5.60
	-1.5	*3 550	*3 550	*3 470	2 270	*2 250	1 280	*1 960	1 130	5.00
	-3.0	*4 990	*4 990	*2 790	2 330			*2 130	1 740	3.70

LIFTING CAPACITIES (Without Bucket)

Notes: 1. Ratings are based on ISO 10567.

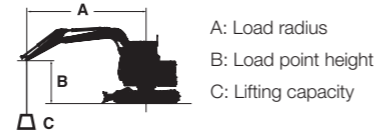
2. Lifting capacity does not exceed 75% of tipping load with the machine on firm, level ground or 87% full hydraulic capacity.

3. The load point is the center-line of the bucket pivot mounting pin on the arm.

4. *Indicates load limited by hydraulic capacity.

5. 0 m = Ground.

For lifting capacities, subtract bucket and quick hitch weight from lifting capacities without bucket.



ZX70LC-5G Rating over-front Rating over-side or 360 degrees Unit : kg

Conditions	Load point height m	Load radius						At max. reach		
		1.5 m		3.0 m		4.5 m		meter	Rating over-side or 360 degrees	Rating over-front
		Rating over-side or 360 degrees	Rating over-front	Rating over-side or 360 degrees	Rating over-front	Rating over-side or 360 degrees	Rating over-front			
Boom 3.72 m Arm 1.62 m Counterweight 800 kg Grouser shoe 450 mm	4.5			*1 620	*1 620			*1 560	*1 560	4.20
	3.0			*2 180	*2 180	1 810	1 470	*1 490	1 250	5.00
	1.5			*3 090	2 540	1 740	1 410	1 380	1 120	5.30
	0 (Ground)			3 120	2 420	1 690	1 350	1 430	1 150	5.10
	-1.5	*4 420	*4 420	3 110	2 410			1 750	1 400	4.40

ZX70LC-5G, Blade above Ground Rating over-front Rating over-side or 360 degrees Unit : kg

Conditions	Load point height m	Load radius						At max. reach		
		1.5 m		3.0 m		4.5 m		meter	Rating over-side or 360 degrees	Rating over-front
		Rating over-side or 360 degrees	Rating over-front	Rating over-side or 360 degrees	Rating over-front	Rating over-side or 360 degrees	Rating over-front			
Boom 3.72 m Arm 1.62 m Counterweight 800 kg Grouser shoe 450 mm	4.5			*1 620	*1 620			*1 560	*1 560	4.20
	3.0			*2 180	*2 180	1 800	1 590	*1 490	1 350	5.00
	1.5			*3 090	2 740	1 730	1 520	1 370	1 220	5.30
	0 (Ground)			3 090	2 620	1 680	1 470	1 420	1 250	5.10
	-1.5	*4 420	*4 420	3 090	2 610			1 740	1 520	4.40

ZX70LC-5G Rating over-front Rating over-side or 360 degrees Unit : kg

Conditions	Load point height m	Load radius						At max. reach		
		1.5 m		3.0 m		4.5 m		meter	Rating over-side or 360 degrees	Rating over-front
		Rating over-side or 360 degrees	Rating over-front	Rating over-side or 360 degrees	Rating over-front	Rating over-side or 360 degrees	Rating over-front			
Boom 3.72 m Arm 2.12 m Counterweight 800 kg Grouser shoe 450 mm	4.5					*1 490	*1 490	*1 320	*1 320	4.80
	3.0			*1 820	*1 820	*1 620	1 510	*1 270	1 090	5.50
	1.5			*2 790	2 610	1 760	1 430	1 220	990	5.80
	0 (Ground)			3 130	2 430	1 690	1 360	1 250	1 010	5.60
	-1.5	*3 550	*3 550	3 080	2 390	1 670	1 330	1 460	1 170	5.00
	-3.0	*4 990	*4 990	*2 790	2 450			*2 130	1 820	3.70

ZX70LC-5G, Blade above Ground Rating over-front Rating over-side or 360 degrees Unit : kg

Conditions	Load point height m	Load radius						At max. reach		
		1.5 m		3.0 m		4.5 m		meter	Rating over-side or 360 degrees	Rating over-front
		Rating over-side or 360 degrees	Rating over-front	Rating over-side or 360 degrees	Rating over-front	Rating over-side or 360 degrees	Rating over-front			
Boom 3.72 m Arm 2.12 m Counterweight 800 kg Grouser shoe 450 mm	4.5					*1 490	*1 490	*1 320	*1 320	4.80
	3.0			*1 820	*1 820	*1 620	*1 620	*1 270	1 180	5.50
	1.5			*2 790	*2 790	1 750	1 540	1 210	1 080	5.80
	0 (Ground)			3 110	2 630	1 680	1 470	1 240	1 100	5.60
	-1.5	*3 550	*3 550	3 060	2 590	1 650	1 450	1 450	1 280	5.00
	-3.0	*4 990	*4 990	*2 790	2 650			*2 130	1 970	3.70

ZX70LC-5G, Blade on Ground Rating over-front Rating over-side or 360 degrees Unit : kg

Conditions	Load point height m	Load radius						At max. reach		
		1.5 m		3.0 m		4.5 m		meter	Rating over-side or 360 degrees	Rating over-front
		Rating over-side or 360 degrees	Rating over-front	Rating over-side or 360 degrees	Rating over-front	Rating over-side or 360 degrees	Rating over-front			
Boom 3.72 m Arm 1.62 m Counterweight 800 kg Grouser shoe 450 mm	4.5			*1 620	*1 620			*1 560	*1 560	4.20
	3.0			*2 180	*2 180	*1 820	1 590	*1 490	1 350	5.00
	1.5			*3 090	2 740	*2 090	1 520	*1 580	1 220	5.30
	0 (Ground)			*3 520	2 620	*2 300	1 470	*1 860	1 250	5.10
	-1.5	*4 420	*4 420	*3 350	2 610			*2 190	1 520	4.40

ZX70LC-5G, Blade on Ground Rating over-front Rating over-side or 360 degrees Unit : kg

Conditions	Load point height m	Load radius						At max. reach		
		1.5 m		3.0 m		4.5 m		meter	Rating over-side or 360 degrees	Rating over-front
		Rating over-side or 360 degrees	Rating over-front	Rating over-side or 360 degrees	Rating over-front	Rating over-side or 360 degrees	Rating over-front			
Boom 3.72 m Arm 2.12 m Counterweight 800 kg Grouser shoe 450 mm	4.5					*1 490	*1 490	*1 320	*1 320	4.80
	3.0			*1 820	*1 820	*1 620	*1 620	*1 270	1 180	5.50
	1.5			*2 790	*2 790	*1 950	1 540	*1 330	1 080	5.80
	0 (Ground)			*3 420	2 630	*2 230	1 470	*1 510	1 100	5.60
	-1.5	*3 550	*3 550	*3 470	2 590	*2 250	1 450	*1 960	1 280	5.00
	-3.0	*4 990	*4 990	*2 790	2 650			*2 130	1 970	3.70



Built on the foundation of superb technological capabilities, Hitachi Construction Machinery is committed to providing leading-edge solutions and services to contribute as a reliable partner to the business of customers worldwide.

Hitachi Environmental Vision 2025

The Hitachi Group released the Environmental Vision 2025 to curb annual carbon dioxide emissions. The Group is committed to global production while reducing environmental impact in life cycles of all products, and realizing a sustainable society by tackling three goals — prevention of global warming, conservation of resources, and preservation of ecosystem.

Reducing Environmental Impact by New ZAXIS

Hitachi makes a green way to cut carbon emissions for global warming prevention according to LCA*. New ZAXIS utilizes lots of technological advances, including the new ECO mode, and Isochronous Control. Hitachi has long been committed to recycling of components, such as aluminum parts in radiators and oil cooler. Resin parts are marked for recycling.

*Life Cycle Assessment – ISO 14040

These specifications are subject to change without notice. Illustrations and photos show the standard models, and may or may not include optional equipment, accessories, and all standard equipment with some differences in color and features. Before use, read and understand the Operator's Manual for proper operation.

